

**QUESTIONNAIRE to be used for biennial reporting
on the application of the IUU Regulation**

Reporting period 2018-2019 (deadline for submission 30 April 2020)

| | |
|--|---|
| Member State: | The Netherlands |
| Organisation: | Netherlands Food and Consumer Products Safety Authority |
| Date: | 29-04-2020 |
| Name, position and contact details of responsible official: | [REDACTED] |

| | |
|--|---|
| May the Commission provide a copy of this questionnaire to other Member States? | |
| Yes: | X |
| Yes except for questions (list): | |
| No: | |

Please check if your notified authorities under the IUU Regulation correspond with the latest version of the Official Journal:

[https://eur-lex.europa.eu/legal-content/EN/TXT/?uri=CELEX:52019XC0215\(01\)](https://eur-lex.europa.eu/legal-content/EN/TXT/?uri=CELEX:52019XC0215(01))


Article 15.2 (exportation of catches): Single Liaison Office (Netherlands Food and Consumer Products Safety Authority)

Article 17.8 (verification of catch certificates): Single Liaison Office (Netherlands Food and Consumer Products Safety Authority)

Article 21.3 (re-exportation): Single Liaison Office (Netherlands Food and Consumer Products Safety Authority)

Please state your notified authorities under the IUU Regulation in accordance with:

Article 39.4 (nationals): Dutch Enterprise Agency (RVO) and Netherlands Food and Consumer Products Safety Authority (NVWA)



Section 1. Information on legal framework¹

Since the last reporting exercise covering the period 2016-2017, has your country adopted/modified national law or any administrative guides for the application of Council Regulation (EC) No 1005/2008 on illegal, unreported and unregulated fishing (IUU Regulation)?

Yes No

Section 2. Information on administrative organisation²

2.1. Are there any changes as regards your administrative organisation since the last reporting exercise?

Yes No

2.2. *If yes, please fill in the following questions.* Does your country have different authorities/services to deal with the implementation of the IUU Regulation?

Yes No

2.3. If different authorities/services are involved, please distinguish between:

- the control of direct landings of third country fishing vessels;
 - NVWA / Single Liaisons Office (SLO): document checks, Prenotification, CC, transport documentation, Annex IV.
 - NVWA / Fishery Monitoring Centre (FMC): Port State Control (PSC) inspections.
 - Physical inspections in the harbour are carried out by operations NVWA.
- validation of catch certificates upon exports;
 - NVWA / Single Liaisons Office (SLO).
- verification of catch certificates for imports under direct landing;
 - NVWA / Single Liaisons Office (SLO).
- verification of catch certificates for imports arriving by other means than fishing vessels (e.g. by containers, trucks);
 - NVWA / Single Liaisons Office (SLO)
- validation and verifications of re-exports.
 - NVWA / Single Liaisons Office (SLO)

a) vertical co-operation (between local/regional authorities and head-quarter);

Please explain and describe this cooperation:

We have not regional authorities. We have direct communication and consultation between the operations teams and the expertise team. The expertise team has periodically consults with the policy teams of the Ministry of Agriculture, Nature and Food Quality.

b) co-operation with other authorities and allocation of tasks for various authorities in the implementation of the IUU Regulation (Fisheries, Health, Customs, Coast Guard, Navy, etc.);

No changes. See Biennial Report 2016-2017

¹ This section 1 is to be filled-in by all Member States i.e. coastal and landlocked Member State.

² This section 2 is to be filled-in by all Member States i.e. coastal and landlocked Member State.

- c) how many officials are involved in the implementation of the catch certification scheme?

Please specify the number of officials expressed in Full Time Equivalent (FTE):

About 15 FTE.

- d) Do the authorities of your country have the possibility to audit/verify a company for the purposes laid down in the IUU Regulation?

Yes No

If yes, which and how many audits/verifications have they undertaken since the last reporting exercise covering the period 2016-2017? Which authorities are responsible for audits/verifications? Please detail the results:

None. Other priorities had been set due to limited capacity.

- 2.4. Does your country have freezones/freeports³ in which activities relevant to importation/exportation/processing of fishery products are authorised?

Yes No

Section 3. Information on direct landings and transshipments of fishery products by third country fishing vessels⁴ (including information on port inspections and infringements)⁵

- 3.1. Please check if your list of designated ports correspond to the latest version of the Office Journal.

https://eur-lex.europa.eu/legal-content/EN/TXT/?uri=uriserv:OJ.C_.2019.276.01.0011.01.ENG

The list of designated ports in the Netherlands correspond to the latest version of the Office Journal.

- 3.2. Does your country have designated ports for direct landings or transshipment operations of fishery products and port services of third country fishing vessels (Article 5 of the IUU Regulation⁶)?

Yes No

If yes, please list your country's designated ports (including ports designated under Regional Fisheries Management Organisations requirements) and answer to questions 3.2. to 3.7.:

Harlingen, Velsen, Vlissingen, IJmuiden, Eemshaven and Scheveningen

- 3.3. How many landings and transshipments in designated ports of third country vessels have been recorded by your country between 1 January 2018 until 31 December 2019? How many inspections has your country carried out and how many infringements have been detected?

Please fill-in the table below (2018):

³ https://ec.europa.eu/taxation_customs/business/customs-procedures/what-is-importation/free-zones_en

⁴ Fishing vessels as defined in article 2.5 of the IUU Regulation

⁵ This section 3 refers to Chapter II (Articles 4 to 11) of the IUU Regulation and is applicable to coastal Member States. Landlocked Member States should not fill in this section.

⁶ Please note that ports designated under Regional Fisheries Management Organisations must also be designated under the IUU Regulation with restrictions if necessary (species etc.)

| Inspections of third country vessels in Member States ports (2018) | | | | | | | | |
|--|--|----------------------------------|--|------|-------|------|----|-------|
| Type of operation | Vessels | Figures (2018) | Flag of the third country vessel(s) ⁷ | | | | | |
| | | | NO | FO | RU | BS | PA | Total |
| Landings | Non-EU vessels using MS designated ports | Number of landings | 110 | 75 | 43 | 35 | 1 | 264 |
| | | Number of inspections | 4 | 2 | 8 | 1 | - | 15 |
| | | % of inspections / landings | 3,6% | 2,7% | 18,6% | 2,9% | - | 5,7% |
| | | Number of infringements | 1 | 1 | - | - | - | - |
| Transhipments | Non-EU vessels using MS designated ports | Number of transhipments in ports | - | - | - | - | - | - |
| | | Number of inspections | - | - | - | - | - | - |
| | | % of inspections / transhipments | - | - | - | - | - | - |
| | | Number of infringements | - | - | - | - | - | - |

Please fill-in the table below (2019):

| Inspections of third country vessels in Member States ports (2019) | | | | | | | | | |
|--|--|----------------------------------|--|------|-------|------|----|----|-------|
| Type of operation | Vessels | Figures (2019) | Flag of the third country vessel(s) ⁸ | | | | | | |
| | | | NO | FO | RU | BS | SG | VC | Total |
| Landings | Non-EU vessels using MS designated ports | Number of landings | 104 | 65 | 44 | 42 | 2 | 1 | 258 |
| | | Number of inspections | 3 | 5 | 10 | 1 | - | - | 19 |
| | | % of inspections / landings | 2,9% | 6,7% | 22,7% | 2,4% | - | - | 7,4% |
| | | Number of infringements | - | 3 | - | - | - | - | - |
| Transhipments | Non-EU vessels using MS designated ports | Number of transhipments in ports | - | - | - | - | - | - | - |
| | | Number of inspections | - | - | - | - | - | - | - |
| | | % of inspections / transhipments | - | - | - | - | - | - | - |
| | | Number of infringements | - | - | - | - | - | - | - |

3.4. From the figures above, in the cases where your country detected infringements by third country vessels between 1 January 2018 and 31 December 2019, please specify the flag, the vessel's name, the type of infringement and the measures taken (Article 11 of the IUU Regulation).

⁷ ISO Alpha-2 country codes.

⁸ ISO Alpha-2 country codes.

Please fill-in the table below (2018):

| Flag of the third country vessel ⁹ | Name of the third country fishing vessel | Type of infringements | Measures taken |
|---|--|--|--------------------------------|
| NO | | Art. 6.1, 6.2, 7.1 and 7.2 of Regulation (EC) No 1005/2008 | Official warning |
| FO | | Art. 5.2 of Regulation (EC) No 1005/2008 | Official report (€5000,- fine) |

Please fill-in the table below (2019):

| Flag of the third country vessel ¹⁰ | Name of the third country fishing vessel | Type of infringements | Measures taken |
|--|--|---|---|
| FO | | Art. 6.1, 6.2, 7.1 and 7.2 of Regulation (EC) No 1005/2008 | Official Report (€5000,- fine) |
| FO | | The quantities on board have not been duly reported (>10% difference) | Reported to authorities of the Contracting Party (Faeroe Islands) |
| FO | | The quantities on board have not been duly reported (>10% difference) | Reported to authorities of the Contracting Party (Faeroe Islands) |

3.5. Has your country had any problems with third country fishing vessels when implementing Articles 6 (prior notice) and 7 (authorisation) of the IUU Regulation?

Yes No

3.6. Since January 2018, has your country denied access to its ports to a fishing vessel for port services, activities of landing or transhipment of fishery products based on the conditions of the IUU Regulation?

Yes No

3.7. Do you have third country fishing vessel landings in transit in your country with final destination in another Member State? [Article 19.3 of the IUU Regulation]

Yes No

If yes, please indicate the number of landings in transit per year:

⁹ ISO Alpha-2 country codes.

¹⁰ ISO Alpha-2 country codes.

In the Netherlands all landings of Fishing vessels go into transit. Later a decision is made by the company what the final destination will be of the products. Therefore all CC's and other documentation are checked (basic verification) regardless of the final destination. 95% of all landed products goes in transit to another EU member state or a third country.

3.8. In order to determine the cases for port inspection, does your country use risk assessment criteria [cf. benchmarks for port inspections, Article 4 of Regulation (EC) No1010/2009]?

Yes

No

Not applicable (e.g. in the absence of landings/transshipments from third countries)

If yes, please detail:

Our risk criteria is simple because we have regular service lines and known third country vessels. Russia is considered a higher risk and also Faroe Islands because of previous infringements.

Section 4. Information on catch certification scheme for importation for the purpose of the IUU Regulation¹¹

4.1. How many catch certificates from non-EU countries were presented to the authorities of your country from 1 January 2018 until 31 December 2019? Please complete the following table by flag state validating the catch certificates, including in cases catch certificates are accompanied by processing statements.¹²

| Flag State (non-EU) ¹³ | 2018 | 2019 |
|-----------------------------------|------|------|
| AR | 45 | 41 |
| AU | 11 | 26 |
| BZ | 0 | 1 |
| CA | 354 | 367 |
| CL | 36 | 33 |
| CN | 599 | 573 |
| CU | 3 | 0 |
| CW | 0 | 13 |
| EC | 483 | 672 |
| EG | 27 | 7 |
| SV | 15 | 12 |
| FK | 11 | 21 |
| FO | 239 | 221 |
| FJ | 6 | 12 |
| GM | 17 | 13 |

¹¹ Section to be filled-in by all Member States. Article 2.11 of the IUU Regulation – "importation means the introduction of fishery products into the territory of the Union, including for transshipment purposes at ports in its territory"

¹² If catch certificates are submitted only for transshipment purposes, please specify.

¹³ ISO Alpha-2 country codes.

| Flag State (non-EU)¹³ | 2018 | 2019 |
|---|-------------|-------------|
| GH | 120 | 64 |
| GL | 9 | 68 |
| GY | 68 | 56 |
| IS | 1882 | 1918 |
| IN | 498 | 386 |
| ID | 474 | 352 |
| JP | 14 | 25 |
| KE | 10 | 11 |
| KR | 15 | 28 |
| MG | 56 | 29 |
| MV | 145 | 255 |
| MR | 2 | 2 |
| MU | 55 | 51 |
| MX | 6 | 10 |
| MA | 343 | 377 |
| MZ | 11 | 0 |
| MM | 2 | 3 |
| NA | 254 | 265 |
| NZ | 29 | 13 |
| NI | 30 | 20 |
| NG | 101 | 107 |
| NO | 1 | 3 |
| OM | 3 | 1 |
| PK | 12 | 14 |
| PA | 1 | 1 |
| PG | 28 | 46 |
| PE | 33 | 68 |
| PH | 906 | 1135 |
| RU | 21 | 19 |
| SN | 191 | 192 |
| SC | 54 | 68 |
| ZA | 169 | 132 |
| LK | 2279 | 2331 |
| SR | 414 | 369 |
| TW | 31 | 13 |
| TZ | 1 | 1 |

| Flag State (non-EU) ¹³ | 2018 | 2019 |
|--|--------------|--------------|
| TH | 256 | 263 |
| SH-TA | 4 | 3 |
| TN | 4 | 1 |
| TR | 15 | 12 |
| UY | 2 | 4 |
| US | 675 | 575 |
| VN | 272 | 232 |
| YE | 1 | 0 |
| Total | 11343 | 11535 |
| <u>For catch certificates accompanied by processing statements see table 4.5</u> | | |

4.2. From the number above, how many recognised RFMO catch certificates accompanied imports into your country? *Please detail per RFMO certificate and year.*

| RFMO document | 2018 | 2019 |
|---|------------|------------|
| <i>ICCAT (electronic)-bluefin tuna catch document</i> | 12 | 6 |
| <i>Dissostichus spp. (CCAMLR)</i> | 6 | 11 |
| <i>CCSBT CDS</i> | 0 | 0 |
| Total | 18 | 17 |
| ICCAT Swordfish Statistical Document | 318 | 440 |
| ICCAT Statistical Document bigeye tuna | 19 | 11 |
| Total | 337 | 451 |

4.3. How many catch certificates from EU Member States were presented to the authorities of your country from 1 January 2018 until 31 December 2019?

| Flag State (EU) | 2018 | 2019 |
|--|-----------------|-----------------|
| CY | 3 BFT | 0 |
| FR | 104 BFT + 1 TOP | 69 BFT + 3 BET |
| IT | 1 BFT | 0 |
| ES | 130 BFT | 154 BFT + 1 BET |
| Total | 239 | 227 |
| <u>For catch certificates accompanied by processing statements see table 4.5</u> | | |

4.4. From the number above, how many recognised RFMO catch certificates from EU Member States accompanied imports into your country? *Please detail per RFMO certificate and year.*

| RFMO document | 2018 | 2019 |
|---|------------|------------|
| <i>ICCAT (electronic)-bluefin tuna catch document</i> | 238 | 223 |
| <i>Dissostichus spp. (CCAMLR)</i> | 1 | 0 |
| <i>CCSBT CDS</i> | 0 | 0 |
| Total | 239 | 223 |

4.5. Has your country received processing statements from 1 January 2018 until 31 December 2019?

Yes

No

If yes, how many processing statements under Article 14.2 accompanied imports into your country? If possible, please provide details per year and per processing country.

| Processing non-EU State ¹⁴ | 2018 | 2019 |
|---------------------------------------|--|--|
| CA | 20 With CC's from: US 41 | 12 With CC's from: US 31 |
| CN | 1567 With CC's from: AR 13 CA 94 CL 2 DK 1 GB 1 EE 1 FO 2 FR 1 DE 10 GL 57 IS 6 IN 1 IE 4 KR 10 NZ 27 NO 104 PG 3 PT 3 RU 532 ZA 1 ES 7 TW 4 NL 10 US 931 VN 8 | 1486 With CC's from: AR 47 CA 55 CL 6 EC 1 EE 2 FO 1 DE 7 GL 50 IS 9 IN 2 NZ 13 NO 66 PE 9 PT 9 RU 541 ES 7 NL 9 UK 3 UY 1 US 840 VN 5 |
| EC | 131 | 292 |

¹⁴ ISO Alpha-2 country codes.

| Processing non-EU State¹⁴ | 2018 | 2019 |
|---|--|---|
| | With CC's from: SV 4 NI 7 PA 116 SC 2 ES 63 | With CC's from: SV 26 FR 5 NA 1 NZ 61 NI 28 PA 354 ZA 8 ES 243 |
| SV | 26 With CC's from: EC 12 PA 24 ES 28 | 8 With CC's from: EC 7 PA 2 |
| FO | 4 With CC's from: GL 2 IS 1 NO 2 | 2 With CC's from: GL 5 NO 2 |
| GH | 52 With CC's from: BZ 8 FR 91 ES 126 | 21 With CC's from: BZ 1 FR 42 ES 54 |
| GY | 2 With CC's from: AR 2 | 2 With CC's from: AR 2 |
| IS | 49 With CC's from: CA 2 EE 20 DE 71 LT 9 UK 4 | 12 With CC's from: EE 1 DE 15 UK 4 |
| IN | 0 | 5 With CC's from: US 5 |
| ID | 5 With CC's from: AR 6 CL 1 | 6 With CC's from: AR 4 CA 1 DK 1 PA 2 SR 2 NL 1 |
| JP | 9 | 9 |

| Processing non-EU State¹⁴ | 2018 | 2019 |
|---|--|---|
| | With CC's from: US 9 | With CC's from: SG 7 US 9 VN 14 |
| KR | 34 With CC's from: IE 2 NO 3 PA 1 PE 3 TW 4 UK 3 US 14 VN 6 | 42 With CC's from: IE 5 NO 6 TW 4 US 29 |
| MG | 0 | 28 With CC's from: SC 35 ES 1 |
| MY | 1 With CC's from: CN 4 ID 1 RU 1 VN 13 | 1 With CC's from: CN 3 |
| MU | 135 With CC's from: SV 4 FR 432 GH 16 IT 44 YT 4 NZ 27 PG 1 SC 469 SB 13 ES 586 TW 6 US 1 | 117 With CC's from: CN 24 KR 21 FR 345 ID 4 IT 15 MV 3 NZ 2 SC 318 SB 4 ES 422 |
| MA | 7 With CC's from: PT 4 ES 4 | 29 With CC's from: BE 4 DK 34 DE 104 NL 22 UK 1 |
| NA | 17 With CC's from: ZA 91 | 8 With CC's from: ZA 65 |

| Processing non-EU State¹⁴ | 2018 | 2019 |
|---|--|---|
| PG | 97 With CC's from: PH 216 ES 4 | 120 With CC's from: KR 5 PH 323 US 3 |
| PE | 4 With CC's from: EC 4 | 10 With CC's from: EC 12 NZ 1 |
| PH | 20 With CC's from: ID 12 PG 14 | 107 With CC's from: ID 279 PG 18 US 3 |
| SC | 58 With CC's from: FR 206 IT 14 MU 51 YT 1 ES 104 | 32 With CC's from: FR 115 IT 6 MU 44 ES 57 |
| SG | 6 With CC's from: IN 1 VN 14 | 14 With CC's from: VN 21 |
| LK | 17 With CC's from: MV 22 | 8 With CC's from: MV 9 |
| SR | 273 With CC's from: PA 395 | 66 With CC's from: PA 97 |
| TW | 3 With CC's from: ID 7 VN 1 | 2 With CC's from: ID 2 PE 1 |
| TH | 463 With CC's from: CA 1 FR 23 GL 1 IN 54 ID 89 IT 10 KR 80 MV 89 | 370 With CC's from: FR 6 GL 1 IN 63 ID 69 KR 91 MV 81 MA 17 NO 1 |

| Processing non-EU State ¹⁴ | 2018 | 2019 |
|---------------------------------------|--|--|
| | MA 7 NO 3 PG 25 PH 4 RU 1 SC 1 SB 18 ES 7 TW 9 US 101 VN 152 | PG 11 RU 11 SC 3 SB 1 TW 37 US 100 VN 161 |
| TR | 2 With CC's from: ES 2 | 0 |
| US | 11 With CC's from: CA 13 | 0 |
| VN | 109 With CC's from: CL 1 CN 22 FO 1 FJ 24 ID 10 KR 14 NO 3 PG 40 PH 4 SB 18 TW 2 | 96 With CC's from: CA 2 CL 2 CN 34 DK 1 FJ 1 IN 12 JP 3 KR 27 MV 4 NZ 3 NO 2 PG 4 PH 6 RU 20 SB 7 TW 5 NL 3 US 20 |
| Total | 3123 (with 6171 CC's) | 2905 (with 5897 CC's) |

4.6. Please indicate if the information in processing statements referring to the corresponding catch certificates is retained and recorded:

Yes

No

Not applicable (e.g. in the absence of processing statements received from non-EU countries in 2018-2019)

4.7. Has your country received requests to authorise APEO¹⁵s in 2018-2019?

Yes No

If yes, how many requests has your country received and how many APEOs have been authorised?

We received one request in 2019 but the APEO authorization was not granted.

4.8. Has your country adopted administrative rules referring to the management and control of APEO in 2018-2019?

Yes No

Not applicable (e.g. absence of APEO request)

If yes, please detail:.....

4.9. Has your country validated re-export certificates for products imported from 1 January 2018 until 31 December 2019?

Yes No

If yes, how many re-export certificates? Please detail per year and, if possible, per destination country:

| Destination country (non-EU) ¹⁶ | 2018 | 2019 |
|--|-----------|-----------|
| CN | 5 | 4 |
| ID | 0 | 12 |
| MA | 13 | 0 |
| UAE | 0 | 1 |
| US | 6 | 0 |
| Total | 24 | 17 |

4.10. Does your country monitor if the catches for which your country has validated a re-export certificate actually leave the EU?

Yes No

Not applicable (e.g. in the absence of validation of re-export certificates in 2018-2019)

If yes, please detail:

Customs have (administrative) internal procedures for export and re-export.

¹⁵ Approved Economic Operators – IUU Regulation, Article 16 and Implementing Regulation (EC) 1010/2009, Chapter II

¹⁶ ISO Alpha-2 country codes.

4.11. Has your country established any IT tools to monitor the catch certificates and processing statements accompanying imports?

Yes *No*

If yes, does it include a module for re-exportation of imported catches?

Yes *No*

4.12. Does your country implement the provisions regarding transit under Article 19.2 at the point of entry or the place of destination?

At the point of entry *At the place of destination* *Not implemented*

Section 5. Information on catch certification scheme for exportation¹⁷

5.1. Has your country established a procedure for validation of catch certificates for exportation of catches from own vessels in accordance with Article 15?

Yes *No*

Not applicable (e.g. in the absence of validation of catch certificates for exportation in 2018-2019)

If yes, please explain briefly the established procedure and answer questions 5.2 to 5.5.

Yes, there are two procedures for validation of catch certificates for exportation in force in NL. One specifically for shrimps (DZH-31-WI_ IUU Export van door NL vaartuigen gevangen garnalen V03) and one for other fish species (DZH-24 WI_ Export van door NL vaartuigen gevangen visserijproducten V02). There is a separate procedure for shrimps because these catch certificates are electronically linked to the health certificates.

5.2. Has your country validated catch certificates for exportation in 2018-2019 in accordance with Article 15?

Yes *No*

If yes, how many catch certificates did your country validate from 1 January 2018 to 31 December 2019? If possible, please provide details per requesting third country/country of destination in the following table:

| Destination State ¹⁸ | Year | |
|---------------------------------|------|------|
| | 2018 | 2019 |
| AL | 0 | 2 |
| CA | 1 | 0 |
| CN | 54 | 37 |
| FR | 5 | 0 |
| IS | 1 | 0 |

¹⁷ Section to be filled-in by flag Member States.

¹⁸ ISO Alpha-2 country codes.

| Destination State ¹⁸ | Year | |
|---------------------------------|------------|-------------|
| | 2018 | 2019 |
| ID | 0 | 1 |
| IT | 1 | 0 |
| MA | 19 | 31 |
| MA (Shrimps) | 718 | 938 |
| NO | 3 | 2 |
| RE | 1 | 0 |
| ZA | 8 | 5 |
| TH | 14 | 8 |
| UA | 28 | 0 |
| VN | 1 | 2 |
| Total | 854 | 1026 |

5.3. Has your country established any IT tool to monitor the catch certificates validated for exports stemming from own vessels?

Yes No

5.4. Does your country monitor that the catches for which your country has validated catch certificates actually leave the EU?

Yes No

Not applicable (e.g. in the absence of validation of catch certificates for exportation in 2018-2019)

5.5. Has your country refused the validation of a catch certificate between 1 January 2018 and 31 December 2019?

Yes No

Section 6. Information on verifications of catch certificates for importation according to Article 17.1 to 5 of IUU Regulation¹⁹

6.1. Has your country established a procedure for verification of catch certificates for importation in accordance with Article 17.2?

Yes No

If yes, please detail:

The Dutch Customs carry out an initial document-based verification on all imports. The Dutch Single Liaison Office carries out risk based and random in-depth verifications. This is documented in procedure "DZH-26 WI_ Verificatie vangstcertificaten IUU"

¹⁹ Section to be filled-in by all Member States

6.2. How many catch certificates have been verified by your administration from 1 January 2018 until 31 December 2019? Please specify, separately for each year:

| Flag State of origin (EU or non-EU) ²⁰ | Number of verifications 2018 | | Number of verifications 2019 | |
|--|--|--|--|------------------------------|
| | No of basic document-based verifications ²¹ | No of in-depth verifications ²² | No of basic document-based verifications | No of in-depth verifications |
| All imports | All | | All | |
| CA | | 0 | | 10 |
| CN | | 28 | | 33 |
| EC | | 13 | | 147 |
| EG | | 0 | | 1 |
| SV | | 1 | | 0 |
| FO | | 0 | | 3 |
| GH | | 2 | | 3 |
| GY | | 21 | | 44 |
| IS | | 0 | | 13 |
| IN | | 0 | | 5 |
| ID | | 5 | | 6 |
| JP | | 0 | | 3 |
| KE | | 1 | | 0 |
| KR | | 5 | | 3 |
| MV | | 2 | | 0 |
| MR | | 0 | | 1 |
| MU | | 1 | | 2 |
| MA | | 5 | | 2 |
| NA | | 6 | | 0 |

²⁰ ISO Alpha-2 country codes.

²¹ See fields CC1 to CC6 (*Preliminary overview checks "helicopter view"*) of the EFCA Common methodology for IUU catch certificates verification and cross-checks.

²² See fields CC7 to CC32 (*Verify and cross-check information related to the form, flag state, validating authority, fishing vessel, product(s), transshipment operations*) of the EFCA Common methodology for IUU catch certificates verification and cross-checks.

| Flag State of origin (EU or non-EU) ²⁰ | Number of verifications 2018 | | Number of verifications 2019 | |
|--|--|---|--|---------------------------------|
| | No of basic document-based verifications ²¹ | No of in-depth verifications ²² | No of basic document-based verifications | No of in-depth verifications |
| NZ | | 1 | | 0 |
| NI | | 6 | | 0 |
| NG | | 1 | | 0 |
| OM | | 1 | | 0 |
| PG | | 1 | | 0 |
| PH | | 1 | | 1 |
| RU | | 1 | | 13 |
| SC | | 0 | | 2 |
| ZA | | 1 | | 0 |
| LK | | 1 | | 0 |
| TW | | 0 | | 9 |
| TH | | 18 | | 6 |
| SH-TA | | 1 | | 0 |
| UY | | 1 | | 0 |
| US | | 1 | | 1 |
| VN | | 331 | | 353 |
| Total | All | 456 | All | 661 |

6.3. Does your country use a risk assessment approach for verification of catch certificates in accordance with Article 17?

Yes

No

If yes, please detail (e.g. EU criteria for verifications (Article 31 of Commission Regulation 1010/2009); EFCA risk assessment methodology; national criteria).

Criteria of article 31, but also pre-identified countries and MA requests are considered high risk criteria.

6.4. Does your country also physically verify the consignments?

Yes No

If yes, please detail:

Number (per year): 20%

Method of selection: Randomly and, if necessary, after a non-compliant document check

Section 7. Verification requests to flag States²³

7.1. Has your country sent requests for verifications under Article 17.6 of the IUU Regulation to other countries authorities in 2018-2019?

Yes No

If yes, how many requests for verifications? *Note: please provide separate data for 2018 and 2019:*

| Flag States ²⁴ | No of requests for verifications 2018 | Justifications (Articles 17.4 and 17.6 of the IUU Regulation)- | No of requests for verifications 2019 | Justifications (Articles 17.4 and 17.6 of the IUU Regulation) |
|---------------------------|---------------------------------------|--|---------------------------------------|---|
| AU | 1 | Non-comparable weights | 0 | - |
| CA | 0 | - | 4 | Processing statement instead of non-manipulation certificate, non-comparable weights, questionable validation date, |
| CL | 0 | - | 2 | No licence information, validation date before exporter date |
| CN | 1 | Weights filled out wrong | 8 | Transshipments at sea, missing document numbers, missing signatures and dates, questionable licence validity |
| CW | 0 | - | 1 | Flag State validation does not match with SMS |
| EC | 1 | Possibly mixed with BET captain statement | 4 | Non-comparable weights, missing exporter signature |

²³ Section to be filled-in by all Member States

²⁴ ISO Alpha-2 country codes.

| Flag States²⁴ | No of requests for verifications 2018 | Justifications (Articles 17.4 and 17.6 of the IUU Regulation)- | No of requests for verifications 2019 | Justifications (Articles 17.4 and 17.6 of the IUU Regulation) |
|---------------------------------|--|--|--|---|
| EG | 1 | Missing catch dates | 0 | - |
| FK | 1 | Weights filled out wrong | 0 | - |
| GM | 2 | Missing catch dates | 1 | Non-comparable weights, fishing licences and respective validity missing |
| GH | 0 | - | 1 | Missing vessel appendix |
| GY | 3 | Non notified stamp, duplicate document number, re-export used for split consignment, no non manipulation certificate | 3 | Signature does not correspond with validating officer, no validation date |
| IN | 0 | - | 1 | Duplicate processing state was issued, re-export was filled out |
| ID | 2 | Weights filled out wrong, incomplete vessel annexes and transport details | 1 | Transport vessel filled in as fishing vessel, EU re-export issued by ID |
| JP | 1 | Weights filled out wrong | 1 | Farmed BFT |
| KE | 1 | Missing catch dates | 0 | - |
| MA | 1 | Weights filled out wrong | 1 | Incomplete transport details |
| MZ | 1 | Catch dates go over transport date | 0 | - |
| NA | 0 | - | 5 | Expired fishing licences, wrong document number on vessel appendix, overlapping fishing trips, validation of a RUn flagged vessel |
| NG | 1 | Expired licences | 0 | - |
| PA | 0 | - | 1 | Missing transport details |
| PG | 0 | - | 1 | Non-comparable weights |

| Flag States²⁴ | No of requests for verifications 2018 | Justifications (Articles 17.4 and 17.6 of the IUU Regulation)- | No of requests for verifications 2019 | Justifications (Articles 17.4 and 17.6 of the IUU Regulation) |
|---------------------------------|--|---|--|--|
| PE | 1 | Several questions on list of vessels | 2 | No fishing licence validity, missing exporter signature, missing Flag State validation |
| PH | 1 | Non-comparable weights | 0 | - |
| RU | 0 | - | 1 | Transshipment |
| SN | 1 | Catch dates stretched over a year | 0 | - |
| SC | 0 | - | 1 | Licence validity after fishing trip |
| ZA | 0 | - | 1 | Expired fishing licence |
| SR | 3 | Duplicate document number, non-comparable weights, wrong CN code, wrong transport details, no description on processing statement, wrong validation date | 4 | Non-comparable weights, expired fishing licences, weight discrepancy vessel appendix |
| TH | 1 | no vessel appendix or information | 0 | - |
| SH-TA | 1 | Signature and stamp not original | 0 | - |
| US | 3 | Duplicate document numbers, impossible port of departure | 2 | Missing non-manipulation certificate |
| VN | 7 | Specific Flag State validation not in SMS database, Weights filled out wrong, expired fishing licences, missing point of export, non-IUU CN code, missing document number | 8 | Expired fishing licences, missing fishing licences, missing transport details, missing Flag State validation, deviation in CN code, missing exporter signature |
| Total | 35 | | 54 | |

7.2. How many requests for verification were not replied to by the other countries' authorities within the deadline provided in Article 17.6 of the IUU Regulation? Does your country in these situations send a reminder to the authorities of the country in question? Could you please specify when the request, despite reminder(s), remained unanswered? What measures have you taken in that case (i.e. denial of importation) [Please provide separate data for 2018 and 2019]

General - We almost always grant an additional 15 days after the first deadline expires. Usually we receive an answer within the set deadline(s).

2018: For 8 verifications a second deadline was set. For one of these requests (ID) we only received a reply after 6 months and several reminders, all others were answered within the set deadline(s).

2019: For 7 verifications a second deadline was set. In one case (PE) we have not received an official reply, import of the specific consignment was refused.

7.3. Was the quality of the answers provided overall sufficient to satisfy the request?

Yes No

7.4. Has your country been using IT systems developed by third countries allowing for a full or partly verification of catch certificates and how many verifications were made through these systems (approximately)?

Yes, underneath you will find an estimate of verifications via these systems per country per year.

| Country | 2018 | 2019 |
|---------|-----------------|---------|
| CA | <10 | 10-20 |
| EC | 10-20 | 140-150 |
| GL | <10 | <10 |
| IS | <10 | 10-20 |
| IN | Not operational | 10-20 |
| MV | <10 | <10 |
| MX | <10 | <10 |
| NO | <10 | <10 |
| RU | <10 | 10-20 |
| TR | <10 | <10 |
| US | 10-20 | 10-20 |

Section 8. Information on refusal of importations (Article 18 of the IUU Regulation)²⁵

8.1. Has your country refused any imports from 1 January 2018 until 31 December 2019? *Note: please only consider refusals based on the IUU Regulation, not for other reasons e.g. Food Safety, Customs legislation, etc.*

Yes

No

If yes, please provide details in the table below:

| Reason for refusal of importation | 2018 | | 2019 | |
|--|--------------------------|--------|--------------------------|-------------|
| | Flag State ²⁶ | No. | Flag State ²⁷ | No. |
| Non-submission of a catch certificate for products to be imported. | | | CN | 1 |
| The products intended for importation are not the same as those mentioned in the catch certificate. | SR BZ | 1 1 | CA RU US | 3 1 1 |
| The catch certificate is not validated by the notified public authority of the flag State | GY | 1 | VN PE CN | 1 2 2 |
| The catch certificate does not indicate all the required information. | ID | 1 | CN | 1 |
| The importer is not in a position to prove that the fishery products comply with the conditions of Article 14.1 or 2. | | | | |
| A fishing vessel figuring on the catch certificate as vessel of origin of the catches is included in the Union IUU vessel list or in the IUU vessel lists referred to in Article 30. | | | | |
| The catch certificate has been validated by the authorities of a flag State identified as a non-cooperating State in accordance with Article 31 | | | | |
| Further to the request for verification (Article 18.2) | | | | |

²⁵ Section to be filled-in by all Member States

²⁶ ISO Alpha-2 country codes.

²⁷ ISO Alpha-2 country codes.

8.2. If the answer to 8.1 is yes, what measures were taken by your authorities towards the refused fishery products?

| Reason for refusal of importation | 2018 | | |
|---|--------------------------|-----|---------------------|
| | Flag State ²⁸ | No. | Measures |
| Non-submission of a catch certificate for products to be imported. | | | |
| The products intended for importation are not the same as those mentioned in the catch certificate. | SR | 1 | Destruction |
| | BZ | 1 | Returned |
| The catch certificate is not validated by the notified public authority of the flag State | GY | 1 | Destruction |
| The catch certificate does not indicate all the required information. | ID | 1 | Destruction |
| | | | |
| Reason for refusal of importation | 2019 | | |
| | Flag State ²⁹ | No. | Measures |
| Non-submission of a catch certificate for products to be imported. | CN | 1 | Destruction |
| The products intended for importation are not the same as those mentioned in the catch certificate. | CA | 3 | Destruction |
| | RU | 1 | Returned |
| | US | 1 | Returned |
| The catch certificate is not validated by the notified public authority of the flag State | VN | 1 | Destruction |
| | PE | 2 | Destruction |
| | CN | 2 | Under investigation |
| The catch certificate does not indicate all the required information. | CN | 1 | Destruction |

8.3. In case of refusal of importation, did the operators contest the decision of the authorities of your country?

Yes No

If yes, please detail:

²⁸ ISO Alpha-2 country codes.

²⁹ ISO Alpha-2 country codes.

Section 9. Information on trade flows³⁰

9.1. Did your country note a change³¹ of imports of fishery products since the last reporting exercise covering the period 2016-2017?

Yes

No

| | 2016 | 2017 | 2018 | 2019 |
|----------|-------|-------|-------|-------|
| CC | 11540 | 10594 | 11343 | 11535 |
| Annex IV | 3084 | 3179 | 3123 | 2905 |

We have not noticed any change in the trade pattern.

9.2. Please provide information, deriving from your country's statistical data, concerning change of trade patterns in imports of fishery products into your country:

See Appendix 1.

No noteworthy change noted regarding the import countries.

Section 10. Information on mutual assistance³²

10.1. Since the last reporting exercise covering the period 2016-2017, how many mutual assistance messages of the Commission has your country replied to?

Please provide separate data for 2018 and 2019 (if any)

2018: 16

2019: 12

10.2. Since the last reporting exercise covering the period 2016-2017, has your country sent any mutual assistance message to the Commission/other Member States?

Please provide separate data for 2018 and 2019 (if any)

2018: 1

2019: None

³⁰ Section to be filled-in by all Member States

³¹ For example: new kinds of fishery products, new trade patterns or significant and sudden increase in trade volume for a certain species and/or certain third countries.

³² Section to be filled-in by all Member States

Section 11. Information on cooperation with third countries³³

11.1. Apart from verifications and refusals under Articles 17 and 18, has your country had information exchange with third countries on issues related to the implementation of the IUU Regulation, such as follow-up of cases concerning nationals, consignments, trade flows, operators, private fishing licencing, as well as the investigation of criminal activities and serious infringements (Article 42)?

Yes *No*

If yes, please detail (please provide separate data for 2018 and 2019, if any).

.....

Section 12. Information on nationals³⁴

12.1. Since the last reporting exercise covering the period 2016-2017, has your country implemented or modified existing measures to ensure that your country can take appropriate action with regards to nationals involved in IUU fishing in accordance with Article 39 of the IUU Regulation?

Yes *No*

If yes, please detail:

12.2. What measures has your country taken to encourage nationals to notify any information on interests in third country vessels (Article 40.1)?

None

12.3. Has your country endeavoured to obtain information on arrangements between nationals and third countries allowing reflagging of their vessels in accordance with Article 40.4?

Yes *No*

If yes, please detail:

12.4. If yes to any of the above, how many cases have your country dealt with and which administrative or penal follow-up was given?

Please provide details: None

12.5. Has your country put in place procedures to ensure that nationals do not sell or export any fishing vessels to operators involved in the operation, management or ownership of fishing vessels included in the Union IUU vessel list (Article 40.2)?

Yes *No*

If yes, please provide details:

12.6. Has your country made use of Article 40.3 and removed public aid under national aid regimes or under Union funds to operators involved in the operation, management or ownership of fishing vessels included in the Union IUU vessel list?

³³ Section to be filled-in by all Member States

³⁴ Section to be filled-in by all Member States

Yes No

If yes, please detail:

Section 13. Infringements (Chapter IX of the IUU Regulation) and Sightings (Chapter X of the IUU Regulation)³⁵

13.1. Has your country detected serious infringements as defined in Article 42 of the IUU Regulation from 1 January 2018 until 31 December 2019?

Yes No

If yes, please detail separately for each year the number of serious infringements, nature and sanctions applied:

| Flag State of the vessel or nationality of the operator (EU and non-EU) ³⁶ | Serious infringements detected in 2018: | | | Serious infringements detected in 2019: | | |
|---|---|--------|-------------------|---|--------|-------------------|
| | Number | Nature | Sanctions applied | Number | Nature | Sanctions applied |
| <i>Country 1</i> | | | | | | |
| <i>Country 2</i> | | | | | | |
| ... | | | | | | |
| <i>Country x</i> | | | | | | |
| <i>Total</i> | | | | | | |

13.2. Has your country applied or adapted its levels of administrative sanctions in accordance with Article 44?

Yes No

If yes, please detail: Yes, our intervention policy according Article 44.

Has your country issued sighting reports from 1 January 2018 until 31 December 2019?

Yes No

If yes, how many sighting reports were issued by your country from 1 January 2018 until 31 December 2019?

³⁵ Section to be filled-in by all Member States

³⁶ ISO Alpha-2 country codes.

| Flag State of the sighted vessel (EU and non-EU)³⁷ | No of sighting reports issued in 2018 | No of sighting reports issued in 2019 |
|--|--|--|
| <i>Country 1</i> | | |
| <i>Country 2</i> | | |
| ... | | |
| <i>Country x</i> | | |
| <i>Total</i> | | |

13.3. Since the last reporting exercise covering the period 2016-2017, has your country received any sighting reports for its own vessels from other competent authorities?

Yes *No*

If yes, please detail follow-up (in accordance with Article 50 of the IUU Regulation).

.....

Section 14. General

14.1. In the reporting period 2018-2019, what have been the main difficulties that your country has encountered in implementing the IUU Regulation, including the catch certification scheme?

The implementation of Article 39 of the IUU Regulation about Nationals remains a complex issue.

14.2. Which improvements would your country suggest to the Regulation that would make implementation smoother?

- One European Risk analysis and alert system.
- Equalize definitions of “ import” and the place of control of documents with the health legislation.
- Recognition of the NEAFC PSC system under the IUU regulation, as the PSC documents contain nearly the same information as the Catch Certificates and are also validated by the competent authority of the Flag state. This will imply that in those cases where the PSC document is applicable, this replaces the IUU CC.

Section 15. Any other comments

.....

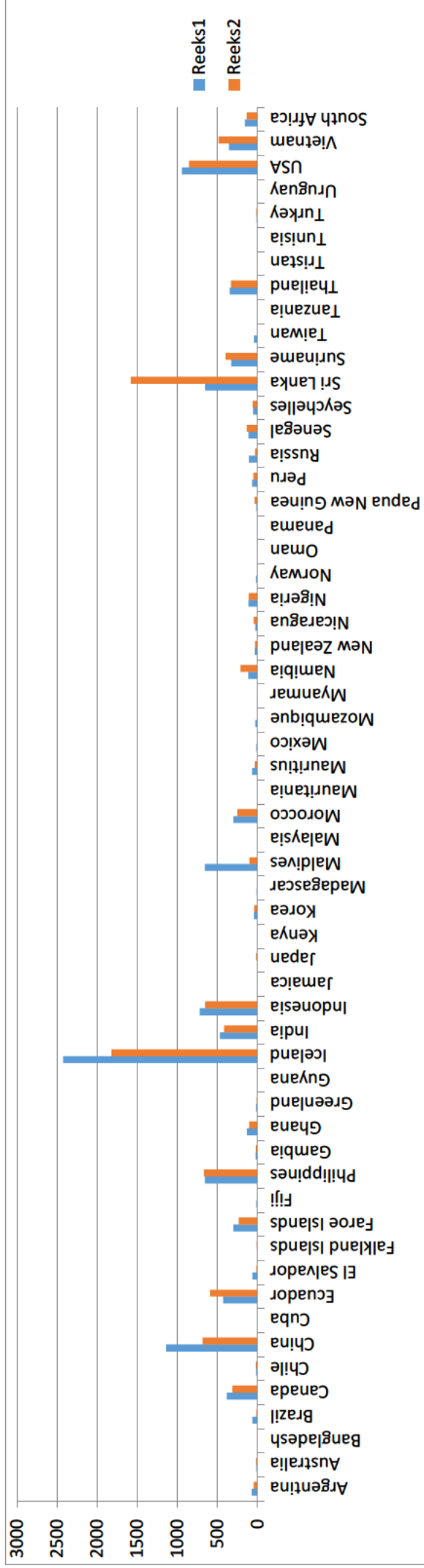
.....

• • •

³⁷ ISO Alpha-2 country codes.

APPENDIX 1

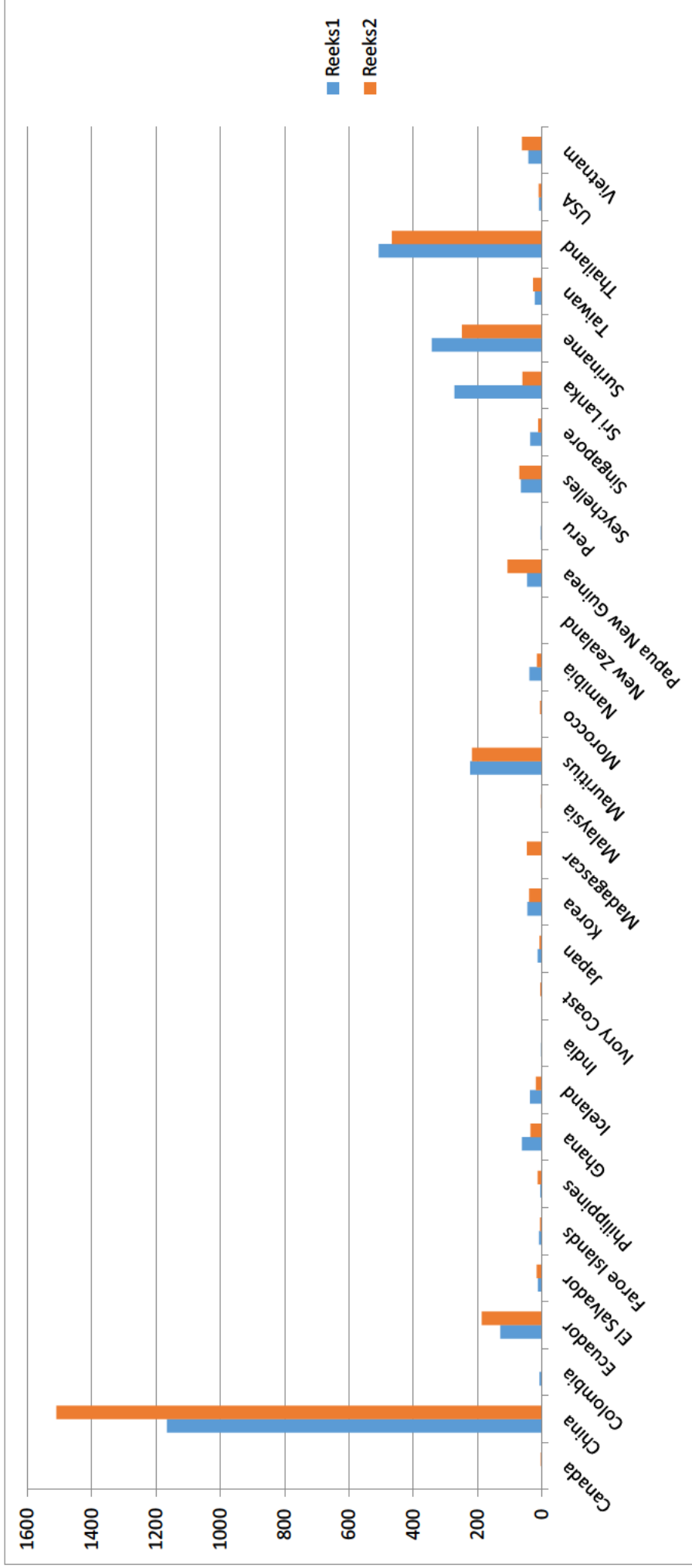
CC import countries 2016-2017



Total: 11540
Total: 10594

Reeks 1: 2016
Reeks 2: 2017

Annex IV import countries 2016-2017

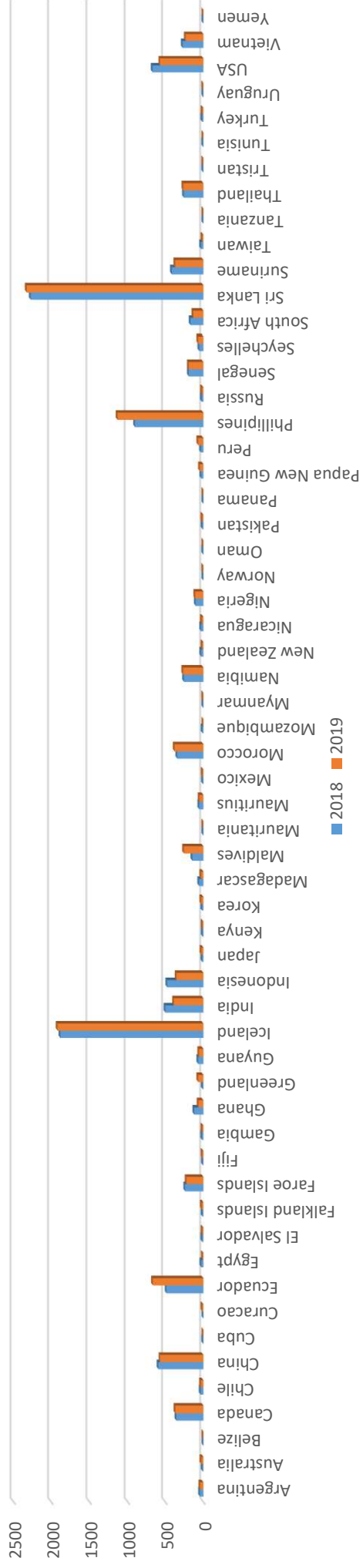


Reeks 1: 2016

Reeks 2: 2017

| | 2016 | 2017 |
|----------------|------|------|
| Total Annex IV | 3084 | 3179 |
| Total CC | 7366 | 6856 |

CC import countries 2018-2019



| | 2018 | 2019 |
|----------|-------|-------|
| Total CC | 11343 | 11535 |

Annex IV import countries 2018-2019



| | 2018 | 2019 |
|----------------|------|------|
| Total Annex IV | 3123 | 2905 |
| Total CC | 6171 | 5897 |